



# DIRECT DRIVE DX2

SINGLE OR DOUBLE ENDED LINE VOLTAGE LED TUBES

## KT-LED18.5T8-48GC-840-DX2

T8 LED LAMP

### DESCRIPTION

18.5W T8 LED | 4000K | >83 CRI | High Efficiency | Single or Double-ended Wiring



RoHS  
Compliant

5 YEAR  
WARRANTY

**LAMP TYPE:** Linear

**BULB TYPE:** T8 LED

**BASE TYPE:** G13 (Medium Bi-Pin)

**WATTAGE:** 18.5W

**COLOR TEMPERATURE:** 4000K

**COLOR RENDERING INDEX (CRI):** >83

**WARRANTY:** 5 Years



### PRODUCT FEATURES

- Replacement for Conventional Fluorescent Lamp
- Single or Double-Ended Wiring
- 50,000+ Hour Lifetime
- Approximately 40% More Energy Efficient than Standard F32T8 Lamps
- Environmentally Friendly: No Mercury Used
- Instant Startup
- Frosted Lens Eliminates Pixelation
- DLC Listed
- UL Classified
- Operating Temperature: -20°C/-4°F to 45°C/113°F
- Integral Driver (Isolated), Eliminates the Need for External Driver or Ballast
- 110+ Lumens per Watt
- Improved Lamp Durability with Shatterproof Coated Glass
- ETL Sanitation Listed NSF/ANSI Standard 2 - Food Equipment

### OPERATING SPECIFICATIONS

#### ELECTRICAL CHARACTERISTICS

Input Voltage	Power Consumption	Power Factor	Input Current
120-277Vac	18.5W	>0.9	0.15A @ 120V 0.07A @ 277V

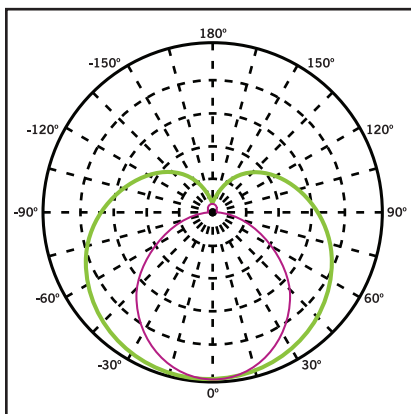
#### PHOTOMETRIC CHARACTERISTICS

Color Temperature (CCT)	4000K
Luminous Flux	2500 lm
Color Rendering Index (CRI)	>83
Efficacy	135 lm/W
Beam Angle	240°
Visible Light Area	325°

#### RATED LIFE

L70 (Hours)	50,000
-------------	--------

#### POLAR CANDELA DISTRIBUTION



1. **Violet** Vertical Plane through Horizontal Angles (90-270)

2. **Green** Vertical Plane through Horizontal Angles (0-180)



# DIRECT DRIVE DX2

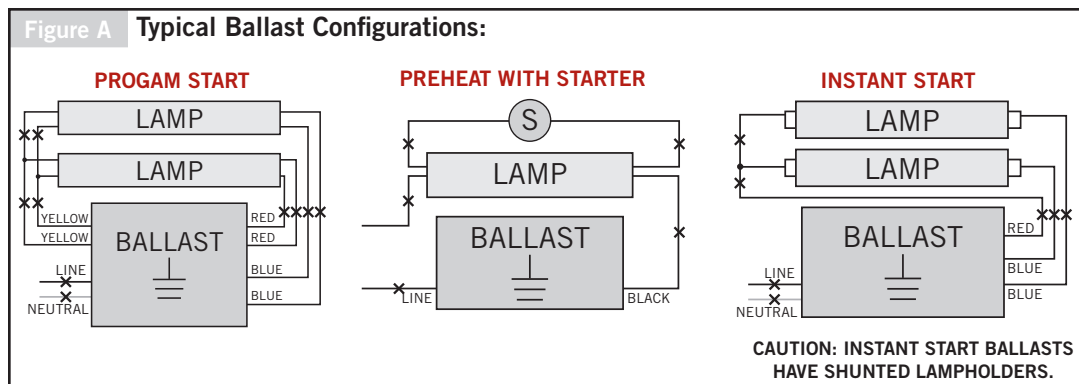
SINGLE OR DOUBLE ENDED LINE VOLTAGE LED TUBES

## KT-LED18.5T8-48GC-840-DX2

T8 LED LAMP

### SINGLE-ENDED WIRING DIAGRAM

1. Cut all existing connections to ballast as shown below and remove ballast. See Figure A for typical ballast configurations. **Note: Single-ended wiring requires non-shunted lampholders.**



#### Typical Non-Shunted Lampholder



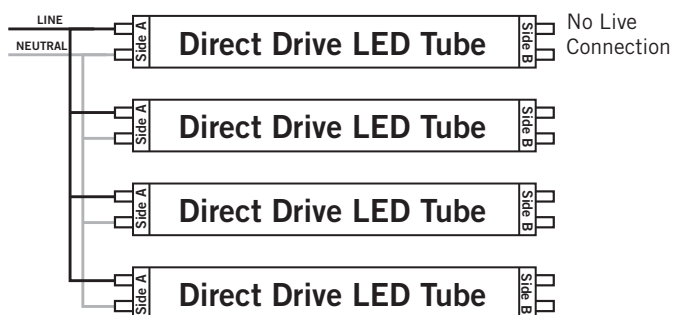
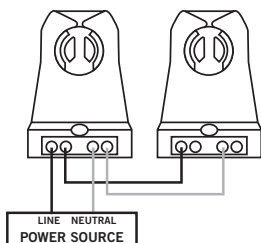
Connect wires directly to these terminals

#### CAUTION: For Single-ended wiring use only non-shunted lampholders.

For Single-ended wiring, do not install product in a fixture with shunted lampholders (found in all fixtures using instant start ballasts). If the current lampholders are shunted, remove them and replace them with non-shunted lampholders. Make new connections directly to terminals as indicated above.

Keystone can provide any style replacement lampholders. Call us at 800-464-2680.

2. Re-wire fixture as shown below.

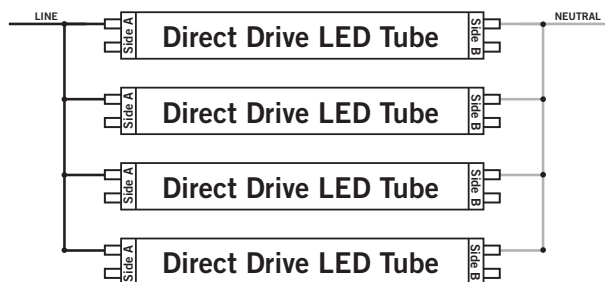


### DOUBLE-ENDED WIRING DIAGRAM

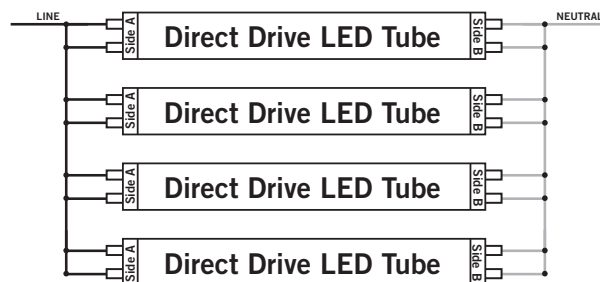
1. Cut all existing connections to ballast as shown below and remove ballast. See Figure A above for typical ballast configurations.
2. Re-wire fixture as shown below. For Double-ended wiring, use either shunted or nonshunted lampholders.

**Note: There should not be any exposed wires at the end of installation.**

#### Shunted Lampholders



#### Nonshunted Lampholders





**DIRECT DRIVE DX2**  
SINGLE OR DOUBLE ENDED LINE VOLTAGE LED TUBES

## KT-LED18.5T8-48GC-840-DX2

T8 LED LAMP

### PHYSICAL CHARACTERISTICS

#### LAMP DIMENSIONS

	<b>A (Illuminated Length)</b>	42.63"
	<b>B (Body Length)</b>	47.15"
	<b>C (Diameter)</b>	1.10"

NOMINAL LENGTH: 48" BASE TYPE: G13 (Medium Bi-Pin)

### ORDERING INFORMATION

ORDER CODE	PACKAGING STYLE	PACK QTY.	ITEM STATUS
KT-LED18.5T8-48GC-840-DX2-CP	Carton Pack (Egg Crate Packaging)	25	Quick Ship
KT-LED18.5T8-48GC-840-DX2-DP	Distributor Pack (Individual Cartons)	12	Quick Ship

### CATALOG NUMBER BREAKDOWN

<b>KT-LED18.5T8-48GC-840-DX2-CP</b>									
Keystone Technologies	LED Lamp	Wattage	Lamp Type	Nominal Length (Inches)	Shatter-Proof Coated Glass	800 Series	Color Temp.	Single or Double-Ended Wiring	Packaging Style